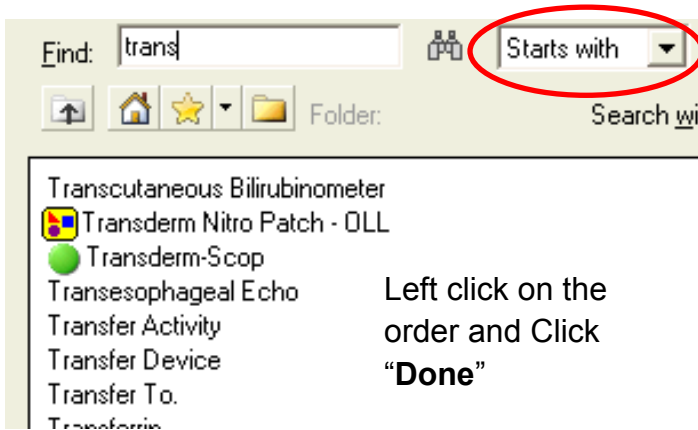


Transferring a Patient:

Click “+Add” type in “trans” (seen below)



Answer the following required details, all areas highlighted in yellow and active field to answer highlighted in blue. (below). Click “Sign” when done.

▼ Details for Transfer To.

Details Order Comments Diagnosis

Order details

Start date/time [08/17/2011 17:53 EDT]

Unit

Cardiac Monitor

Isolation [Airborne Precautions]

Bariatric Sitter

Special Needs

Other

Detail values

Medical

Surgical

ICU

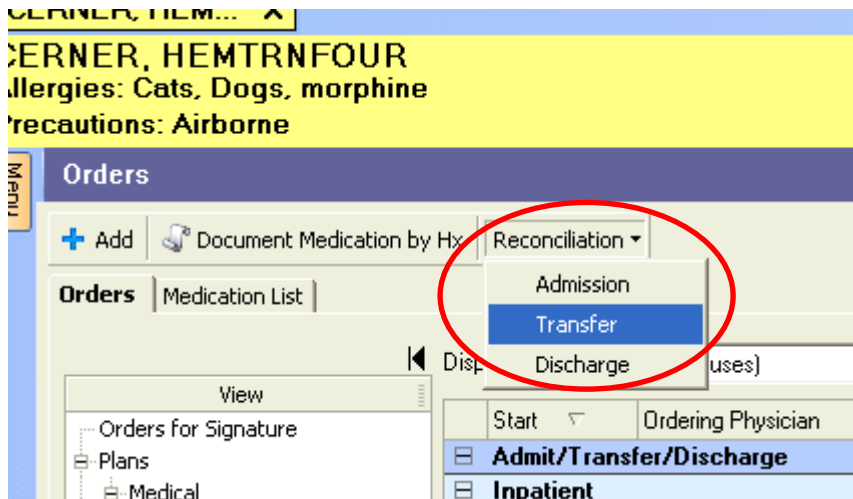
Orthopedics

Oncology

Pediatrics

Perinatal

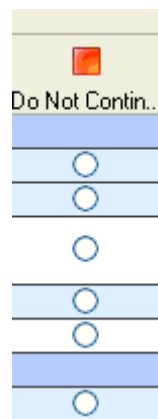

Perform Transfer Med Rec



During Transfer you are forced to pick 1 of the following choices below from the next screen (see following page).

Continue the med upon transfer

STOP MED prior to transfer



Add NEW medication to continue after transfer

Original Medication prior to transfer

Pick 1 choice

Med Not reconciled yet

Medication to be continued after transfer

Medications Prior to Transfer Reconciliation					Medications After Transfer Reconciliation				
Order Name	Details	Status	Continue	Do Not Contin...	Order Name	Details	Status	Continue	Do Not Contin...
Medications					Medications				
hePARIN	Bolus Per Protocol, IV Pu...	Ordered	<input checked="" type="radio"/>	<input type="radio"/>	hePARIN	Bolus Per Protocol, IV Pu...	Ordered	<input checked="" type="radio"/>	<input type="radio"/>
hePARIN	5,000 unit(s), 1 mL, IV Pu...	Ordered	<input checked="" type="radio"/>	<input type="radio"/>	hePARIN	5,000 unit(s), 1 mL, IV Pu...	Ordered	<input checked="" type="radio"/>	<input type="radio"/>
metoprolol (Metoprolol Ta...	25 mg, 0.5 tab(s), PO (ora...	Ordered	<input checked="" type="radio"/>	<input type="radio"/>	metoprolol (Metoprolol Ta...	25 mg, 0.5 tab(s), PO (ora...	Ordered	<input checked="" type="radio"/>	<input type="radio"/>
metoprolol (Metoprolol Ta...	25 mg, 0.5 tab(s), PO (ora...	Ordered	<input checked="" type="radio"/>	<input type="radio"/>					
ramipril (ramipril 2.5 mg or...	1 cap(s), PO, qDay, 30 c...	Documented	<input type="radio"/>	<input type="radio"/>					
sodium chloride (Normal ...	10 mL, IV Push, qSaturda...	Ordered	<input type="radio"/>	<input type="radio"/>					
IV Solutions					IV Solutions				
hePARIN 25,000 unit(s) +...	Titrate, IV Infusion, Stop...	Ordered	<input checked="" type="radio"/>	<input type="radio"/>	hePARIN 25,000 unit(s) +...	Titrate, IV Infusion, Stop...	Ordered	<input checked="" type="radio"/>	<input type="radio"/>

Remember to click on "Reconcile and Sign" button at bottom of page → Reconcile And Sign

Remember that after MED REC is done there are other steps to take:

3. Perform Transfer Order reconciliation.

A. This is done by reviewing, modifying, renewing adding new orders, or discontinuing appropriate orders.

4. If patient is going to ICU

Place “Admission: ICU Powerplan”

Ensure that the plan is in the **Initiated** status when completed.

5. If patient is coming out of ICU

Simply do steps 1through 3 (Skip step 4).

Place any new orders needed.

6. If patient is going to ALC

Perform Transfer Med reconciliation.

Please DO NOT perform discharge medicine reconciliation until patient has actually left the hospital.