

Allergies



1) Allergies can be viewed on the yellow banner bar on every patient's electronic record or by left clicking on Allergies under Menu.

CERNER, DTESTONE
 Allergies: heparin
 Precautions: Airborne

Age: 60 years
 DOB: 05/22/1951
 Gender: Male

MRN: 10-00-04
 FIN: 9912603421
 Inpatient [Admit D]

D...	Substance	Category	Reactions	Severity	Type	C...	Est
✓	heparin	Drug			Allergy		

2) To **Update** a patient's Allergies, select a patient. Under Menu, left click on Allergies. Then left click to select Add from either the Menu area,  or select Add from just above the Allergies list . Notice Keflex is already documented below. (See next page)

Menu

- Results Review
- Patient Summary-Mpage
- Diagnosis & Problems
- IView / I&O
- Provider Documents
- Nursing/Ancillary Docum...
- Person Level Documents
- Patient Schedule
- Orders + Add
- MAR Summary
- Allergies + Add
- Medication List

Allergies

Mark All as Reviewed

+ Add Modify No Known Allergies Reverse Allergy Check

D...	Substance	Category	Reactions	Severity	Type
✓	Keflex	Drug			Allergy

3) A window for Add Allergy/Adverse Effect appears. Type the first few letters of the allergy (medication, food) in the cell on the left. Left click Search or use the Enter key on the keyboard. This brings up a list of allergies – highlight and left

CERNER, HOFF (MRN: 78-65-69) - Add Allergy/Adverse Effect

Search: ampi

Search by: Name Code

Search for: Substance Reaction

For items with these vocabularies/principal types: Vocabularies: Allergy

ame

- ampicillin Mu
- ampicillin-sulbactam Mu
- ampicillin-probene... Mu
- Ampicillin Trihydrate Mu
- Ampicillin Sodium ... Mu
- Ampicillin-Sulbact... Mu
- Ampicillin ADD-Va... Mu
- Ampicillin-Sulbact... Mu

1. Substance (required)

NKA

Allergy

2. Reaction type

Allergy

3. Reaction symptoms

4. Allergy details

Status: Active

Reason: <not entered>

Severity: <not entered>

Info source: <not entered>

Onset: <not ente> <not entered>

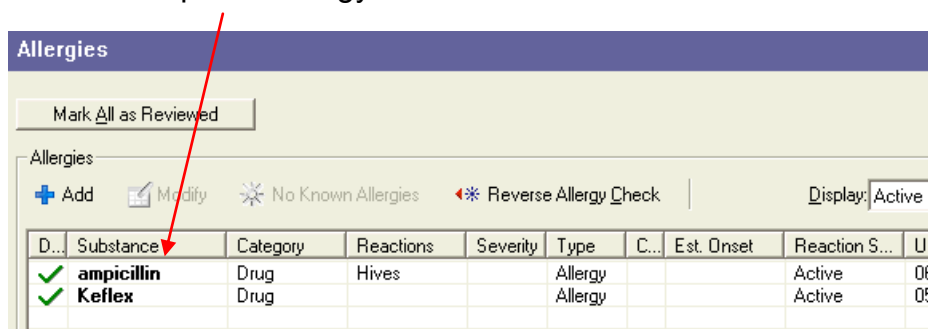
4) Notice the numbered areas (1-5) under Substance on the right side of the Add Allergy/Adverse Effect window. #1 now lists ampicillin. Category defaults to Drug. The next step under #2 documents the patient's reaction as an Allergy to the drug.

The drop-down box next to Allergy offers other reaction choices (see below)

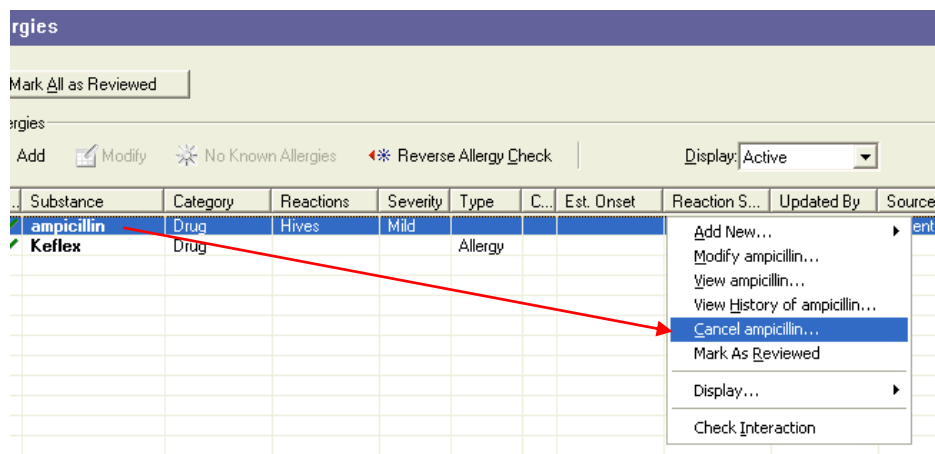
5) To Document Reaction Symptoms under #3, on the left side of the window, insure Reaction is selected. Type in the patient's reported reaction in the cell above and left click Search. Highlight the appropriate codified (SNOMED or ICD-9). Then you will see

Hives documented.

6) To save the new allergy, left click on **OK**. You will now see the Ampicillin allergy added.

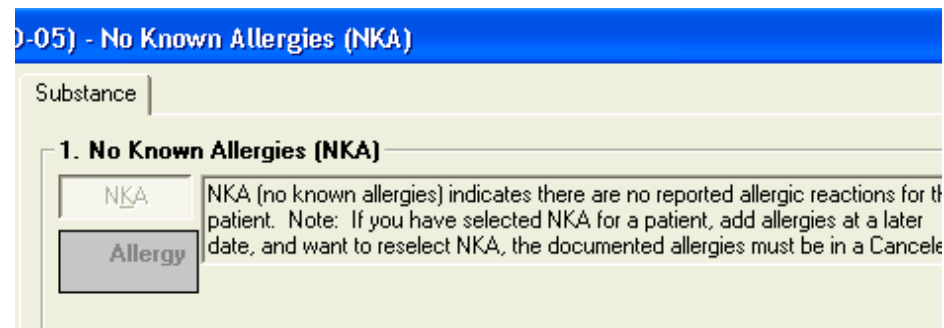


7) To **Cancel or Modify an Allergy**, right click on the identified allergy and select the desired option. A Cancel screen will appear – click **OK** to show the revision.

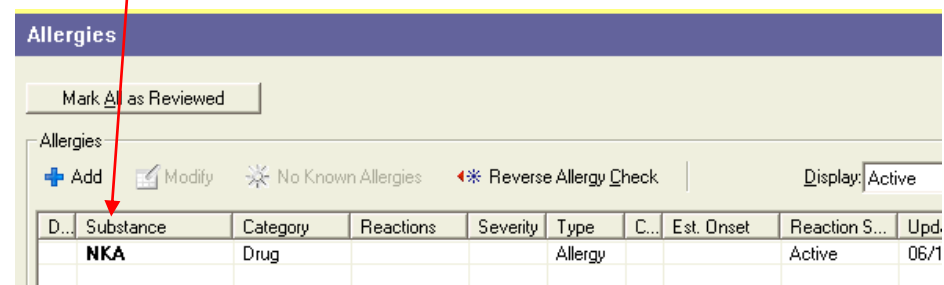


8) To document **No Known Allergies**, select

No Known Allergies from the Allergies screen. A screen entitled No Known Allergies (NKA) appears.



Left click **OK** at the bottom right of the screen. You now see NKA documented.



9) It is good practice to click the Allergies button

Mark All as Reviewed while reviewing the patient's record. This updates the Reviewed date.

