

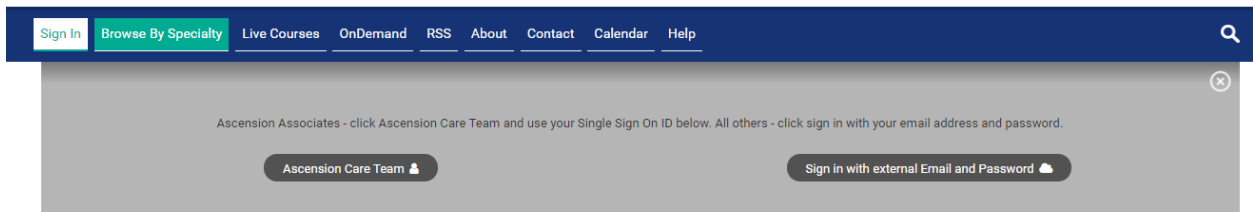
Evaluations and Certificates

- [Resource](#)
- [Accessing Evaluations and Certificates on the computer](#)
- [Accessing Evaluations and Certificates on the mobile app](#)

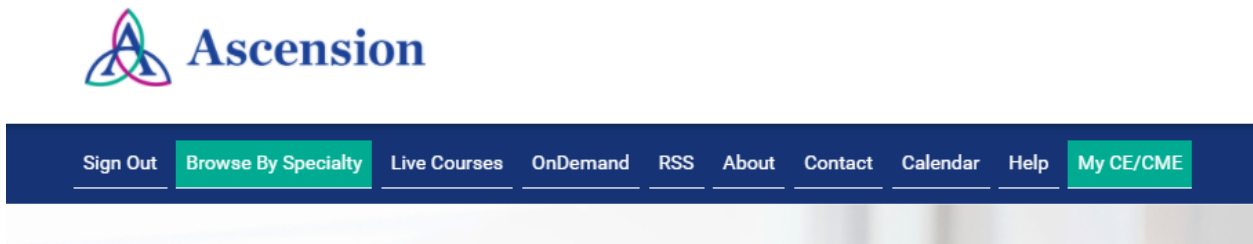
Resource: The evaluation and certificate feature allows users to access and complete any activity evaluations. Once evaluations are completed, certificates of completed activities will generate and the user has the ability to view and manage them.

Accessing Evaluations and Certificates on the computer: Begin by accessing the Ascension Interprofessional Continuing Education (IPCE) site using the following web URL: <https://ascension-ce-cme.cloud-cme.com>

Sign in to the Ascension IPCE site by clicking on Ascension Care Team and using your Single Sign On (SSO) or sign in with an external email.



Once logged into the attendee portal, click the **My CE/CME** button on the top right-hand side of the screen.




Evaluations and Certificates

Select the **Evaluations & Certificates** button on the next screen.

My CE/CME

Instructions: Click a button to proceed.



Click on the **Complete Evaluation** button to complete any evaluations associated with an activity. Once completed, click on the **Download Certificate** button to display the activity certificate of completion. Users can download the PDF version of the certificate or email, if needed.

Certificates will remain visible to users in the attendee portal until the evaluation form either expires or is made inactive.

Accessing Evaluations and Certificates on the mobile app: Download the free app if you have not already by accessing the the application link below:

Apple iOS: <https://itunes.apple.com/us/app/cloudcme/id624053130?mt=8>

Google Android: <https://play.google.com/store/apps/details?id=com.multiweb.checkin>

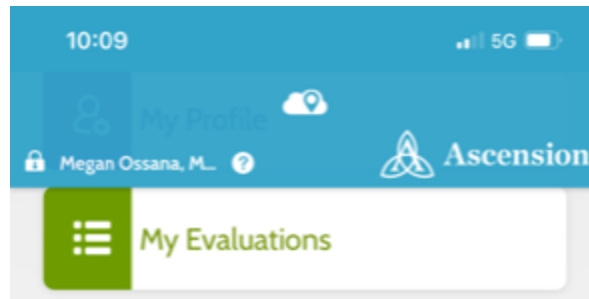
After downloading the CloudCME® mobile app, open the application on your mobile device and use the organization code Ascension-CE-CME.

When prompted, login using your Ascension SSO or the email address used to create your account in Ascension IPCE site.

Select **My Evaluations** on the menu to begin reviewing any evaluation that needs to be completed.

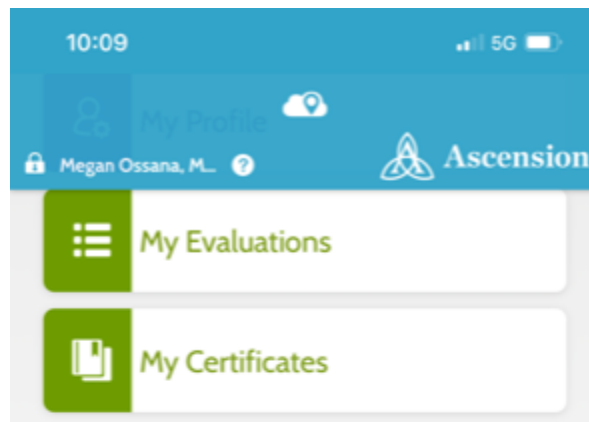
[Return to Page 1](#)

Evaluations and Certificates



On the following screen, select **Activity Name** which will allow you to complete the evaluation.

On the main menu, select **My Certificates** to access any certificate of completion.



[Return to Page 1](#)